

To our Kids Church families,

Over the next two weeks (Sunday 10<sup>th</sup> October and 17<sup>th</sup> October), we will be following a two week series on the book of Jonah using material produced by Quiz Worx. We hope and pray you have an encouraging time reading the Bible together as a family!

From,  
Kev and the Kids Church team

### **1. Welcome + prayer**

- This is a good opportunity to remind one another that what you are doing is important. An adult or child should open your time together by praying.

### **2. Watch the teaching video**

- Watch the teaching video together. You can watch the video at [www.snac.org.au/kidsathome](http://www.snac.org.au/kidsathome) or at <https://youtu.be/MvEU1ARRoug>.

### **3. Family chat**

- See the discussion questions provided in the material below.

### **4. Games/Craft/Activity sheets**

- Choose one of the activities provided in the material below to do together as a family.

### **5. Morning tea**

- Share some food together to celebrate the end of Kids Church.

### **6. Family devotional during the week (optional)**

- You may like to use the “Digging Deeper” material provided below and read through the book of Jonah during the week.

# Jonah



*God's 'Grace', 'Kindness' and 'Love' are available to ALL!*

In this two-part series, Quiz Worx Home Delivery will be going through the book of Jonah.

Jonah is often thought of as the book about a BIG FISH! Jonah being swallowed by a giant fish is certainly an exciting part of the book. However, it is by no means the main event. In fact, the biggest miracle of the book is not Jonah being swallowed by a fish; it's one hundred and twenty thousand people repenting!

Our hope is that our Kids' Talk videos and accompanying discussion questions and 'Digging Deeper' family devotions will help you and your children to come to a greater understanding of the God of the Bible whose grace, kindness and love is available to all who trust him.

# Jonah

## Chapters 3 & 4

### Discussion Questions after 'Jonah 3-4' Kid's Talk Video

As the book of Jonah continues, God, after rescuing Jonah from the fish, once again tells the prophet to go to the city of Nineveh. This time Jonah responds differently...


1. What did God tell Jonah to do? How did Jonah respond this time?
2. Why do you think Jonah responded this way? What had he learned about God?
3. What were the people of Nineveh like? Jonah told them that God was going to destroy their city. How did they respond to what Jonah told them?

### Pray

Thank God that he doesn't turn his back on us, even when we disobey him.

Ask God to help you to trust him and do what he wants you to do, even when it's hard.

Thank God that he gives people the opportunity to turn away from their sin and back to him.



# Digging Deeper

## Family Devotions



### **How to use 'Digging Deeper' for the 'Jonah' series.**

To help you through our series on the book of Jonah, each week we will provide three devotions. We encourage you to read these passages with those in your household at a time that suits, and use the questions to guide you as you talk about and reflect on God's grace, kindness and love.

We looked at several different Bible translations when creating these questions. Feel free to use any version as you work through them as a family.

### **Devotion 1 – Read Jonah 3 & 4**

As we saw last week, the book of Jonah could easily be called the book of God. God is the main character from start to finish as he works to save a wicked people, despite the reluctance of his prophet! In this, God brings glory to himself as he shows his great grace, kindness and love. In this devotion we will look at the God-centeredness of these last 2 chapters.

1. Read through Jonah 3 & 4 and note down all the references to God's activeness.
2. What do these actions teach us about God?
3. What amazes you about God? What questions do you have about God? Spend time talking these through as a family.


### **Pray**

Thank God that he is active in the lives of people. Thank God for his great power and control over all things.

Ask God to help you to love him the way he deserves to be loved- with our whole lives.

# Digging Deeper

## Family Devotions



### Devotion 2 – Jonah 4

The grace, kindness and love of God continues to come through clearly in these chapters. Whilst Jonah did obey God and go to Nineveh, he still cannot rejoice in these aspects of God's character. Rather, we are told in chapter 4 that Jonah's knowledge of God's character is the very reason he ran away from obeying God's command in the first place. Jonah did not want the Ninevites to experience God's forgiveness. He wanted them destroyed! In this devotion, we will look at the person of Jonah.

1. Have you ever felt angry at God? What made you angry? How did you deal with those feelings?
2. In this chapter, Jonah is angry at God. Why is he angry? How does he deal with these feelings?
3. What do you think God wanted Jonah to learn? What do you think he wants us to learn?

### Pray

Thank God that we can cry out to him when we are feeling angry, hurt, confused or upset. If there is anything that is upsetting you right now, talk to God about it and ask him to help you to understand him more and more and to trust in his good plan and purpose.

### Devotion 3

The whole book of Jonah is about God's salvation. Again and again, we see God acting to save those who turn to him because "salvation belongs to the Lord." Let's consider why God saved Nineveh...

1. How did the King of Nineveh respond to Jonah's message? What was he hoping would happen?
2. What does Jonah 4:11 tell us about why God saved Nineveh?
3. Did Nineveh deserve God's grace, kindness and love? How does it make you feel that God saved this wicked city?
4. Who is God's grace, kindness and love for?

### Pray


Ask God to help you to remember that his grace and kindness and love is for everyone who admits that they have done the wrong thing and asks for forgiveness.

Thank God that his grace, kindness and love has been shown to us through Jesus.

Ask God to help you to tell others about his grace, kindness and love that is for everyone who trusts Jesus.



Colour in:




**God is a God  
of GRACE  
and  
KINDNESS**

Follow the lines to find where each letter belongs!

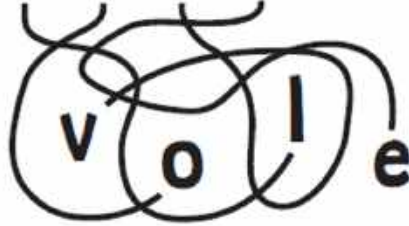


God is a God of \_\_\_\_\_ and God is a God of \_\_\_\_\_


\_\_\_\_\_ . He is slow to \_\_\_\_\_



and abounding in \_\_\_\_\_ .



Colour the Ninevites before and after they repented:



Draw Jonah and the worm waiting under the vine:

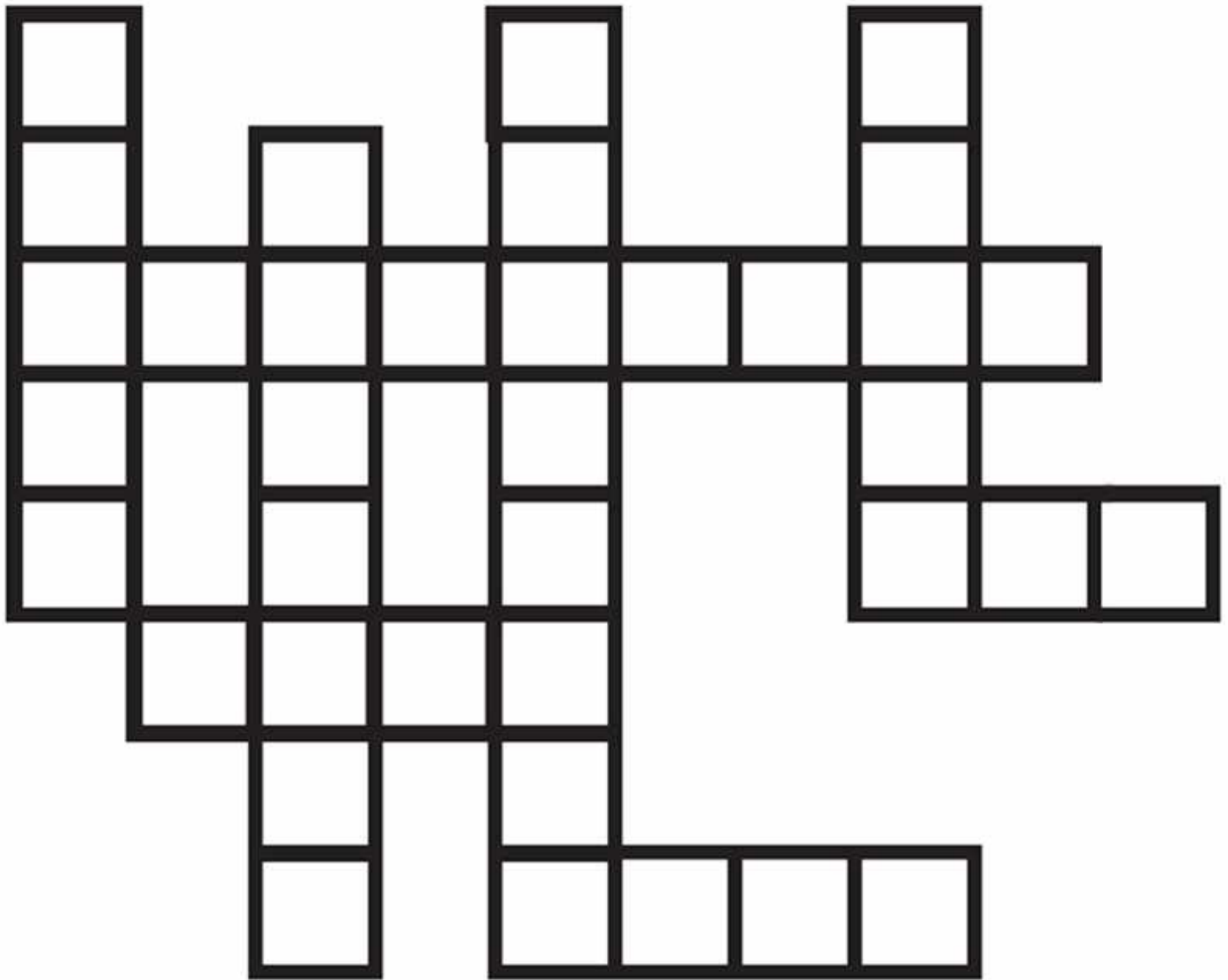


Draw your favourite part of the Jonah story and write down why you like it at the bottom:



**I like this part because:**





**Put the words in the boxes so that they fit together.**

**Hot**

**Vine**

**Save**

**Jonah**

**Grace**

**Forgive**

**Kindness**

**Abounding**

# Use Morse Code to decode the message!

A	● —	J	● — — —	S	● ● ●
B	— ● ● ●	K	— ● —	T	—
C	— ● — ●	L	● — ● ●	U	● ● —
D	— ● ●	M	— —	V	● ● ● —
E	●	N	— ●	W	● — —
F	● ● — ●	O	— — —	X	— ● ● —
G	— — ●	P	● — — ●	Y	— ● — —
H	● ● ● ●	Q	— — ● —	Z	— — ● ●
I	● ●	R	● — ●		

— — — — ● ● ● ● ● — — — — — — — — — —

— —

— ●

— —

— —

— — — — — — — — — — — — — — — — ●

# Jonah

## Chapters 3 & 4

### Craft & Game Ideas

#### Craft Ideas

##### 1. Scales – What is God more concerned about?

In Jonah chapter 4, God shows Jonah that loving people, even if they are one's enemies, is good. He does this by comparing the life of a plant to the life of thousands of people who live in Nineveh, asking Jonah which God and indeed Jonah should be more concerned for. In this craft, we will be re-creating this contrast by seeing which is heavier in our home-made scales.

#### You will need:

- Two individual egg holders from an egg carton
- A coat-hanger (the flimsy ones work best)
- Two pieces of string (or twine or ribbon) about 40 centimetres long.
- Scissors
- A piece of paper
- A few paddle pop sticks, cut roughly into thirds (or similarly shaped items cut out from an old milk bottle or cereal box)
- Coloured pencils



#### Instructions:

##### *The Scales*

1. With guidance and help from a guardian, poke two holes into the egg holder, one on each side. Roughly in the middle and just big enough to put some string through.
2. Place the strings through these holes, one string per egg holder. Pull the string through so that there is an even amount on either side of the egg holder.
3. Take the egg holder's and string and tie the string onto each side of the coat-hanger.
4. Hang the coat-hanger up (either on a coatrack or doorhandle).



# Jonah

## Chapters 3 & 4

### Craft & Game Ideas

#### Craft Ideas

##### *The Plant*

1. Using the piece of paper, draw and cut out some few leaves to represent the plant. Make sure they are small enough to fit in the egg holders.
2. Place these in one of the egg holders.



##### *The Ninevites*

1. Draw a face onto the paddle pop sticks (or similar) to represent the more than one hundred and twenty thousand people in Nineveh + the Ninevite animals.
2. Place as many as can fit into the other egg holder.



Check out which of the items is heavier, representing which God and which Jonah should care more about saving: the plant or the thousands of people.

\*Inspired from <https://funfamilycrafts.com/wp-content/uploads/2013/04/hanger-balance.jpg>



# Jonah

## Chapters 3 & 4

### Craft & Game Ideas

#### Craft Ideas

##### 2. Pump it Up for Posters

The people in the first two chapters of Jonah's story learn a very important thing about who God is. Let's make sure we remember it and remind others too.

#### You will need:

- A blank piece of cardboard or paper
- Any and all desired craft materials (pencils, stickers, crayons, glitter, ribbon, buttons etc.)



#### Instructions:

1. Write on the blank piece of paper/cardboard in big letters the main message of this week's story:  
**God's a God of grace, and God's a God of kindness.  
He's slow to anger and abounding in love.**
2. Decorate the rest of the page (fun colours, textures, pictures etc.).
3. Hang up or place around your house, somewhere that you, your family and anyone who comes to your house will be able to see easily.



# Jonah

## Chapters 3 & 4

### Craft & Game Ideas

#### Game Ideas

##### 1. Jonah, The King of Nineveh and the people

In this talk, we saw that Jonah obeyed God and gave his warning to the people however he was not happy when the King decided to order the people to do things that showed they were sorry and obeyed God.

#### Instructions:

1. Have your group stand in a circle, evenly spaced apart and one person is taken away and chosen to play "Jonah".
2. "Jonah" leaves the circle and goes to another room while all the other people in the circle pick someone to be "The King". They cannot tell or indicate to "Jonah" who they chose as the King.
3. "The King" must now do actions that all the other people must constantly copy as he does them e.g. rubbing their stomach to represent fasting or rubbing their arms to represent sitting and putting dirt on themselves.
4. "Jonah" then returns to the room and has to try and determine who among the people is "The King". Depending on how many people there are, he will get more guesses or less.
5. If "Jonah" has used all his guesses and not correctly guessed "The King" then "The King" wins but if "Jonah" guesses correctly then he wins.

##### 2. The Vine and the Worms

In the talk, we see that Jonah was given a vine for shade in the heat of the day by God and was very happy with it while he had it. However, a worm came along and eventually ate it and this made Jonah angry.

#### You will need:

- Oz tag ribbon or velcro belts with a ribbon attached to one
- Piece of coloured material to mark their area
- Can be played in teams or individually
- Alternatively, a ball can be used instead of ribbon and passed in a sort of Newcombe/netball ball style and instead of holding it, getting it to your area is what will gain 1 point

#### Instructions:

1. Each person playing wears a belt or some way to display the ribbon.
2. Use coloured material to mark out a small section or square of space within the play area as being your coloured space.

# Jonah

## Chapters 3 & 4

### Craft & Game Ideas

#### Game Ideas

3. With the ribbon placed in the middle of the space, everyone must try to get the ribbon and attach to their person and return to their coloured space.
4. When they are standing in their coloured space with the ribbon, they may start counting, with each second counting as a point for themselves or their team.
5. The other players are the "worms" and have to try and take the ribbon back to their own space while avoiding getting it taken by the other people. If playing on teams, other players can try and block and defend the player with the ribbon.
6. Each second in your coloured space counts as a point and the first to get to a certain point goal or to have the most points after a certain amount.
7. If playing in a Newcombe/netball ball style, with passing of the ball, you aren't allowed to move with the ball and getting it your zone will result in one point, with the ball then being returned to the centre to begin another round.